

Mouse Fc gamma RIIB/CD32b Protein

Cat. No. CDB-MM101

Description

Source	Recombinant Mouse Fc gamma RIIB/CD32b Protein is expressed from HEK293 with His tag at the C-Terminus. It contains Thr40-Arg217.
Accession	NP_001070657.1
Molecular Weight	The protein has a predicted MW of 21.4 kDa. Due to glycosylation, the protein migrates to 42-52 kDa based on Tris-Bis PAGE result.
Endotoxin	Less than 1EU per ug by the LAL method.
Purity	> 95% as determined by Tris-Bis PAGE > 95% as determined by HPLC

Formulation and Storage

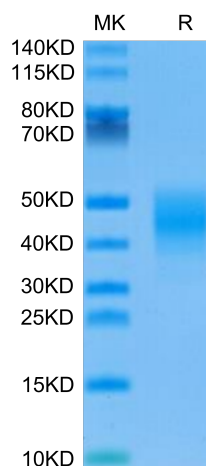
Formulation	Lyophilized from 0.22µm filtered solution in PBS (pH 7.4). Normally 8% trehalose is added as protectant before lyophilization.
Reconstitution	Centrifuge the tube before opening. Reconstituting to a concentration more than 100 µg/ml is recommended. Dissolve the lyophilized protein in distilled water.
Storage	-20 to -80°C for 12 months as supplied from date of receipt. -20 to -80°C for 3-6 months in unopened state after reconstitution. 2-8°C for 2-7 days after reconstitution. Recommend to aliquot the protein into smaller quantities for optimal storage. Please minimize freeze-thaw cycles.

Background

The Fc gamma Rs have been divided into three classes based on close relationships in their extracellular domains; these groups are designated Fc gamma RI (also known as CD64), Fc gamma RII (CD32), and Fc gamma RIII (CD16). Each group may be encoded by multiple genes and exist in different isoforms depending on species and cell type. The CD64 proteins are high affinity receptors (~10e-8-10e-9 M) capable of binding monomeric IgG, whereas the CD16 and CD32 proteins bind IgG with lower affinities (~10e-6-10e-7 M) only recognizing IgG aggregates surrounding multivalent antigens.

Assay Data

Tris-Bis PAGE



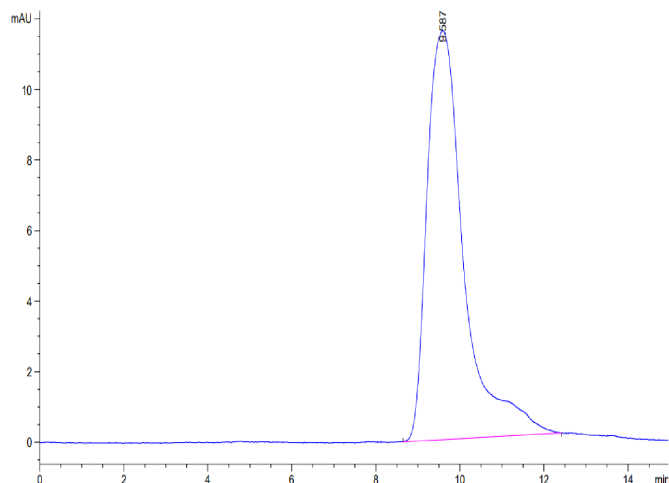
Mouse Fc gamma RIIB on Tris-Bis PAGE under reduced condition. The purity is greater than 95%.

SEC-HPLC

Mouse Fc gamma RIIB/CD32b Protein

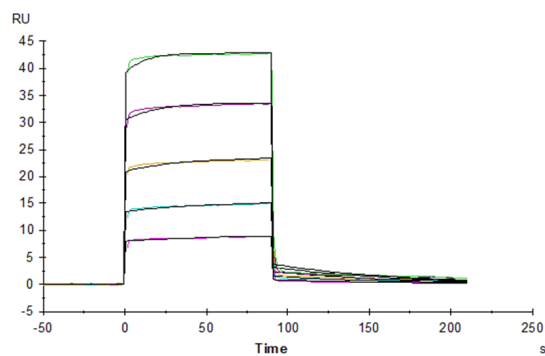
Cat. No. CDB-MM101

Assay Data



The purity of Mouse Fc gamma RIIB is greater than 95% as determined by SEC-HPLC.

SPR Data



OKT3 captured on CM5 Chip via Protein A can bind Mouse Fc gamma RIIB, His Tag with an affinity constant of 0.280 μM as determined in SPR assay (Biacore T200).